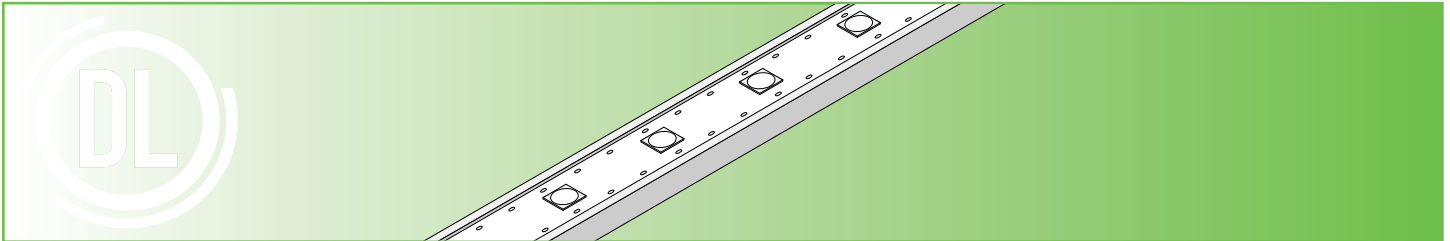




Item #

Project



		HLS - STANDARD	HLSP - HD
Voltage/Wattage		24v / 1.22W/ft.	24v / 2.44W/ft.
Lumens ²	2700K	113 Lm/ft.	226 Lm/ft.
	3000K	113 Lm/ft.	226 Lm/ft.
	4000K	122 Lm/ft.	244 Lm/ft.
	6500K	122 Lm/ft.	244 Lm/ft.
Max. Run ²		65 feet	32 feet
Cut Points		9.84 in	6.88 in.
LED Chips		8/foot	12/foot
Color Temperature		2700, 3000, 4000, 6500	
CRI		80+	
Dimmable		Yes	
Field Cuttable		Yes	
Dimensions		0.47 x 0.13 in. (W x H) (Strip Only), 0.60 x 0.50 in. (W x H) (w/ Endcap)	
Environment*		Outdoor / Wet Location / IP65	
Certification		UL Listed 2388	
Warranty		5-Year Warranty	

FEATURES

- UL Listed 2388 certification allows for installations indoor, outdoor, and in wet locations (not submerged in water)
- Safe for chlorine treated installations.
- Resistant to direct sunlight and UV radiation

*WARNING: NOT FOR USE IN SUBMERSIBLE APPLICATIONS

HYDROLUME® SLIM 24V LED Strip Light

SPECIFICATION SHEET

SKU BUILDER

DI	-	24V	-		-		-		-	
		Voltage	Model		Color Temp	Length	Driver (Optional)		MOUNTING (Optional)	

MODEL	COLOR TEMP	LENGTH	DRIVER	MOUNTING
HLS	27	Length (in.)	CONSTANT VOLTAGE (CV)	MOUNTING BRACKET (MBR)
HLSP	30		ELECTRONIC (ELEC)	CHANNEL (CHN)
	40		MAGNETIC (MAG)	
	65		TRIAC (TRI)	
			0-10V (010)	
			SWITCHEX (SWX)	
			LUTRON (LUT)	

*Driver and Mounting selections are for specifying purposes only. Driver and mounting options must be purchased separately.

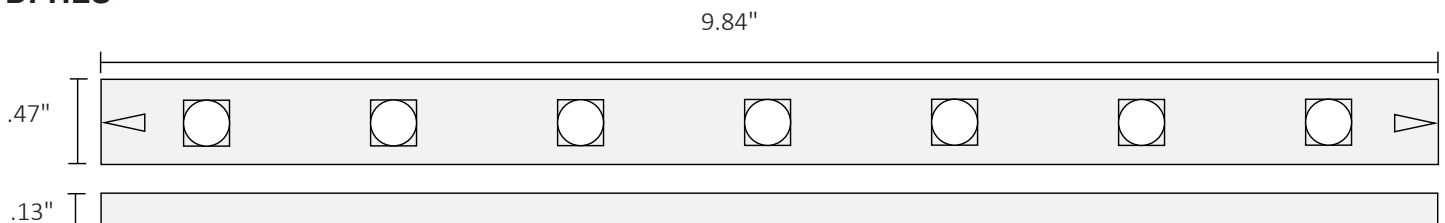
Example: DI-24V-HLSP30-384-ELEC-CHN = Diode, 24 Volt, HYDROLUME® SLIM HD, 3,000° CCT, 384 in. (32 feet), with Electronic Driver, and Mounting Channel

MECHANICAL DIAGRAMS

HYDROLUME® SLIM

Standard density Wet Location LED Strip Light. (Single Cut-Point shown)

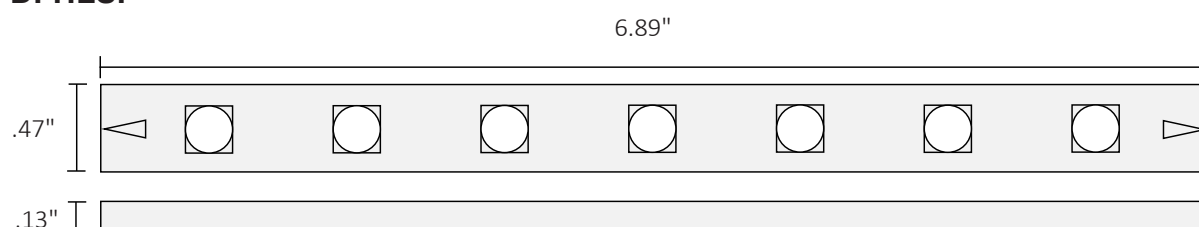
DI-HLS



HYDROLUME® SLIM - HD

High density Wet Location LED Strip Light. (Single Cut-Point shown)

DI-HLSP



HYDROLUME® SLIM 24V LED Strip Light

SPECIFICATION SHEET

LED DRIVERS (Required)

The following Listed LED Drivers are recommended for compatibility and to meet NEC code when installed according to specifications. For additional LED Driver options see Diode LED's product page at: <https://www.diodeled.com/products/led-power-supplies.html>

STAND ALONE

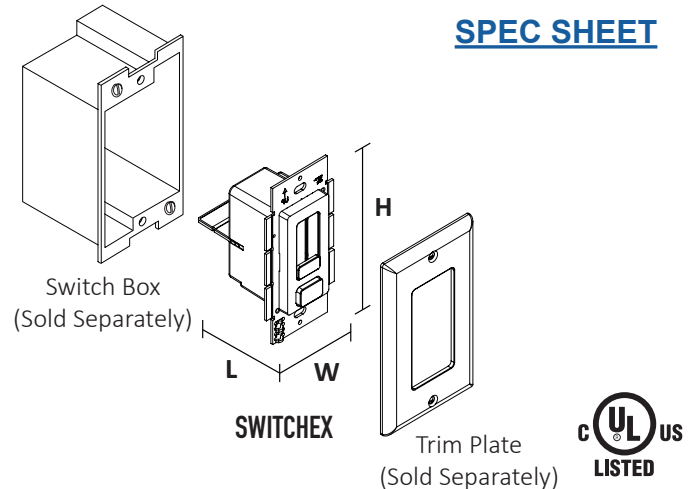
SWITCHEX® DRIVER + DIMMER SWITCH

SWITCHEX combines an LED driver and LED dimmer switch into a single integrated unit. Fits into standard switch boxes.

DI	—	24V	—	SE	—	60W
----	---	-----	---	----	---	-----

SKU	L - LENGTH	W - WIDTH	H - HEIGHT
DI-24V-SE-60W	1.40 in.	2.10 in.	4.10 in.
DI-24V-SE-100W	1.40 in.	2.10 in.	4.10 in.

Fits in Standard Switch Box



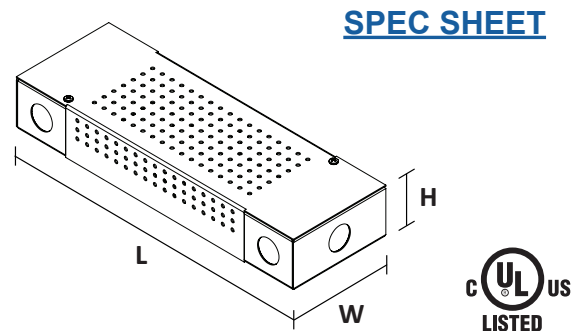
ON/OFF, DMX, & PWM CONTROL

LO-PRO® JUNCTION BOX & DRIVER COMBO - 24V CONSTANT VOLTAGE LED DRIVER

Use Constant Voltage Drivers to power your lighting system. Compatible with Standard 120VAC On/Off Switches, REIGN® Low Voltage Dimmers, TOUCHDIAL™ Control System, DMX Decoders, and PWM Controls.

Junction Box					
DI	—	0970	—	LPS	

SKU	L - LENGTH	W - WIDTH	H - HEIGHT
DI-0970-LPS	11.25 in.	3.75 in.	1.90 in.
DI-CV-MW24V60W-277-LPS	11.25 in.	3.75 in.	1.90 in.
DI-CV-MW24V90W-277-LPS	11.25 in.	3.75 in.	1.90 in.
DI-0954-LPL	13.5 in.	4.5 in.	2.37 in.



HYDROLUME® SLIM 24V LED Strip Light

SPECIFICATION SHEET

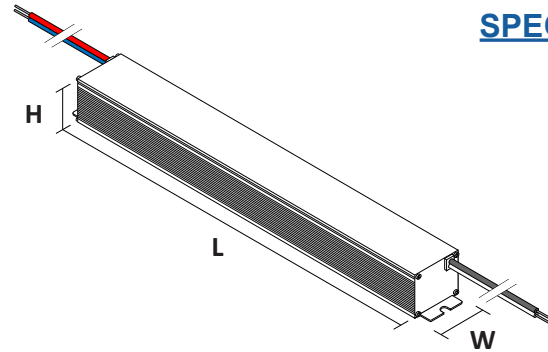
LED DRIVERS Cont. (Required)

ON/OFF, DMX, & PWM CONTROL (cont.)

VLM SERIES CONSTANT VOLTAGE DRIVER

Use Constant Voltage Drivers to power your low voltage tape light. Compatible with Standard 120VAC On/Off Switches, REIGN® 12-24V Low Voltage Dimmers, TOUCHDIAL™ Control System, DMX Decoders, and PWM Controls.

VLM		-	24
	Wattage		Voltage
	60W		
	100W		



[SPEC SHEET](#)



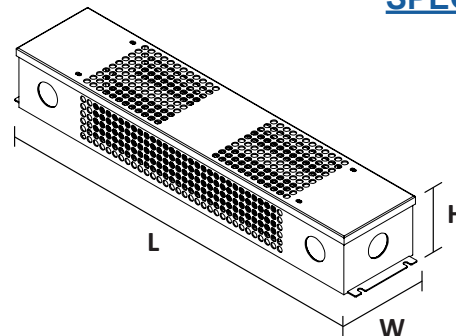
SKU	L - LENGTH	W - WIDTH	H - HEIGHT
VLM60W-24	5.1 in.	.75 in.	.77 in.
VLM100W-24	5.38 in.	1 in.	.77 in.

OMNIDRIVE® 2 ELECTRONIC DIMMABLE LED DRIVER

OMNIDRIVE 2 features a zero minimum load and 100-5% dimming range. Compatible with Forward Phase and Reverse Phase Dimmers. Please see Diode LED's Compatibility List at: <https://www.diodeled.com/custom/download/productFile/filename/DI-OD2-Compatibility%20List.pdf/>

DI	-	OD2	-	24V24W
				Voltage & Power Output

SKU	L - LENGTH	W - WIDTH	H - HEIGHT
DI-OD2-24V24W	13.75 in.	3.00 in.	1.60 in.
DI-OD2-24V60W	13.75 in.	3.00 in.	1.60 in.
DI-OD2-24V96W	15.00 in.	3.10 in.	2.40 in.
DI-OD2-24V120W	15.00 in.	3.10 in.	2.40 in.
DI-OD2-24V200W	16.10 in.	3.40 in.	2.40 in.



[SPEC SHEET](#)



HYDROLUME® SLIM 24V LED Strip Light

SPECIFICATION SHEET

LED DRIVERS (Required)

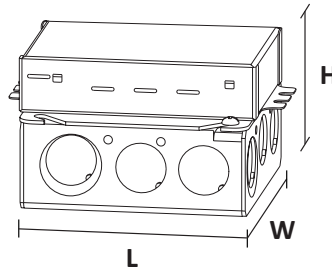
LUTRON OPTIONS

LUTRON® Hi-lume 1% LED DIMMABLE DRIVER

Hi-lume 1% LED Driver has a minimum load of 5W and dims from 100-1%.

	Voltage & Power Output	3-Wire or 2-Wire Dimmers
DI-DM	24V40W	L3D

SKU	L - LENGTH	W - WIDTH	H - HEIGHT
DI-DM-24V40W-L3D	4.89 in.	4.00 in.	2.62 in.
DI-DM-24V40W-LTE			



[L3D SPEC SHEET](#)
[LTE SPEC SHEET](#)

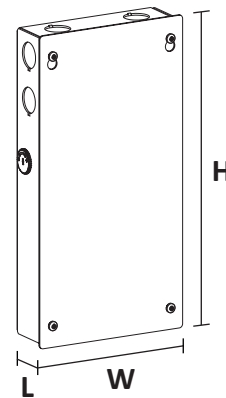


LUTRON® Hi-lume Premier 0.1% LED DIMMABLE DRIVER

Hi-Lume Premier 0.1% LED Driver has a minimum load of 5W and dims from 100-0.1%.

	Voltage & Power Output	
DI-DM	24V96W	L3D

SKU	L - LENGTH	W - WIDTH	H - HEIGHT
DI-DM-24V96W-L3D	5.50 in.	2.20 in.	10.50 in.



[SPEC SHEET](#)



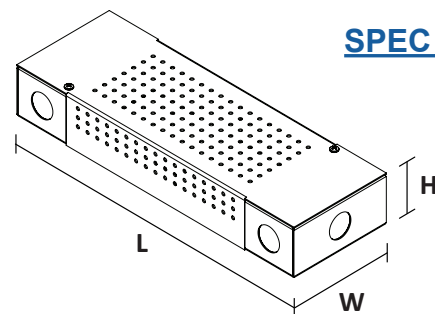
0-10V

LO-PRO® JUNCTION BOX & DRIVER COMBO - 24V COMMERCIAL GRADE 0-10V LED DIMMABLE DRIVER

Compatible with 0-10V controls and dimming systems.

			Junction Box
DI-DM	MW24V60W	0-10V	LPS

SKU	L - LENGTH	W - WIDTH	H - HEIGHT
DI-DM-MW-24V60W-0-10V-LPS	11.25 in.	3.75 in.	1.90 in.
DI-DM-MW-24V90W-0-10V-LPL	13.5 in.	4.5 in.	2.37 in.



[SPEC SHEET](#)



HYDROLUME® SLIM 24V LED Strip Light

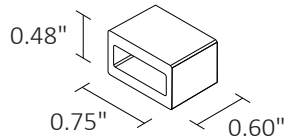
SPECIFICATION SHEET

ADDITIONAL ACCESSORIES CONT.

HYDROLUME® SLIM END CAP

Terminal end piece.

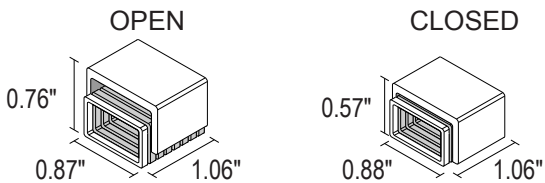
DI-HLS-EC



HYDROLUME® SLIM I-CONNECTOR

Connects two pieces of HYDROLUME® SLIM together.

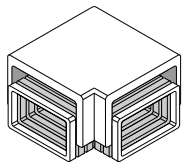
DI-HLS-IC



HYDROLUME® SLIM L-CONNECTOR

Connects two pieces of HYDROLUME® SLIM together.

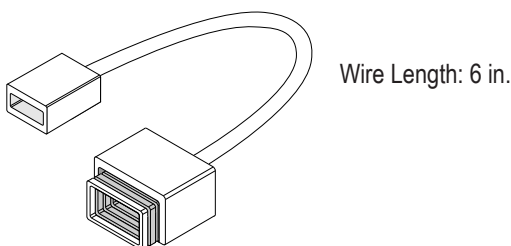
DI-HLS-LC



HYDROLUME® SLIM PS LINK CONNECTOR

Connects HYDROLUME® SLIM to a power supply. Refer to Installation Guide for further information.

DI-HLS-PWRC

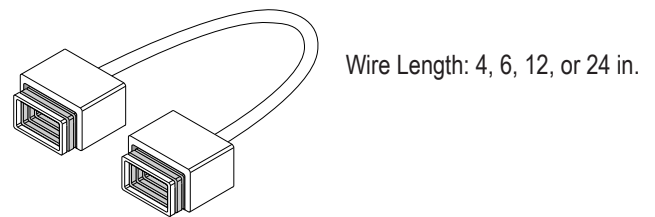


HYDROLUME® SLIM CABLE JUMPER

Creates a jumper between two pieces of HYDROLUME® SLIM Strip Light.

Length
DI-HLS-JP **4**

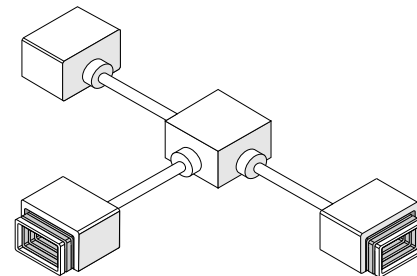
SKU	LENGTH
DI-HLS-JP4	4 in.
DI-HLS-JP6	6 in.
DI-HLS-JP12	12 in.
DI-HLS-JP24	24 in.



HYDROLUME® SLIM T-CONNECTOR

Connects three pieces of HYDROLUME® SLIM together.

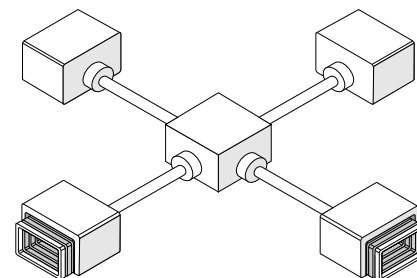
DI-HLS-TC



HYDROLUME® SLIM X-CONNECTOR

Connects four pieces of HYDROLUME® SLIM together.

DI-HLS-XC

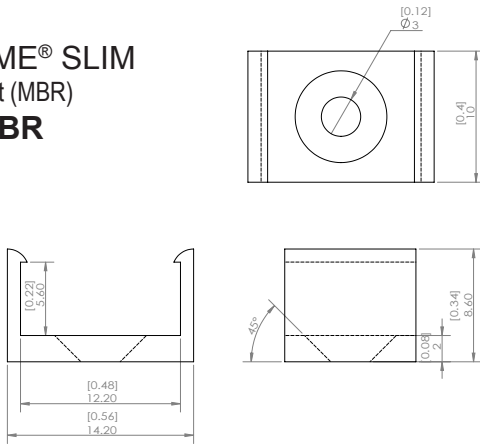


HYDROLUME® SLIM 24V LED Strip Light

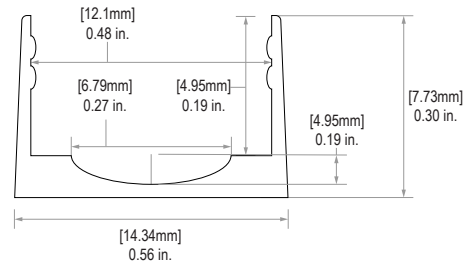
SPECIFICATION SHEET

ADDITIONAL ACCESSORIES (cont.)

HYDROLUME® SLIM Mounting Bracket (MBR) DI-HLS-MTBR



HYDROLUME® SLIM Mounting Channel (CHN) (Length: 39.4in.) DI-HLS-MTCH



SPECIFICATIONS

- Input: 24VDC Constant Voltage
- LED Chip Type: 2835
- LED Chip Beam Angle: 120°
- Material: UV/IR protected TPU
- Luminous Efficacy⁴ (lm/w): 92~100
- Mounting (sold separately): Mounting Bracket, and Mounting Channel
- Connections: Various lengths from 4" - 24"
Leads: 22/2 AWG
- Ambient Temp⁵: -4 - 122°F (-20 ~ 50°C)
- Operating Temp⁶: -4 - 176°F (-20 ~ 80°C)
- Flammability⁷: Flame retardant

COMPATIBLE DRIVERS

Additional information on compatible Drivers can be found on the Diode LED web site at: www.DiodeLED.com.

SPECIFYING?

Note: The compatible products listed in this Specification Sheet are provided for reference only. For complete specifications of compatible products, click on the [SPEC SHEET](#) links provided.

1. Requests for custom lengths of Strip Light will be cut to the nearest (*lower*) cut point. (Example: DI-24V-HLSP30-384-ELEC-CHN would be cut to 378 inches (ie. 31' 6"))
2. Lumen value measured in accordance to IES LM-80-08. LED chips have a luminous flux range with a tolerance of +/- 5%.
3. Each maximum run requires a dedicated power feed from the driver. Do not extend beyond the recommended maximum run length.
4. Actual efficacy value is dependent to specified LED driver (power supply). An estimated efficacy value can be calculated as follows: Lumen value divided by average power consumption per foot.
5. Do not install product in an environment outside the listed ambient temperature. Exceeding the maximum ambient temperature may damage LED chips, reduce the total lamp life, lumen output, and/or adversely impact color consistency.
6. Operating temperature is measured according to the minimum and maximum ambient temperature environment.
7. This product has been tested and passed glow-wire flammability tests (GWFI index) at 650°C/1200°F, providing an extra level of safety for common areas, hospitality, and areas of high risk fire.

HYDROLUME® SLIM 24V LED Strip Light

SPECIFICATION SHEET

COMPLIANCE & REGULATORY APPROVALS

Safety

- UL Listed 2388 Flexible Lighting Systems. Certified for United States and Canada. File # E470197.

Performance

- LED chip data measured in accordance to IES LM-80-08.
- Photometric & Colorimetry data measured in accordance to IES LM-79-08, in Elemental LED's Innovation Lab.

ADDITIONAL INFORMATION

- HYDROLUME® SLIM LED STRIP LIGHT Installation Guide

SAFETY / WARNINGS / DISCLOSURES

1. Install in accordance with national and local electrical code regulations.
2. This product is intended to be installed and serviced by a qualified, licensed electrician.
3. Only install with a listed Class 2 DC Constant Voltage LED Driver.
4. Not for use in or on walls of pools, fountains, or other partially or fully submersed locations.
5. Do not modify or disassemble product beyond instructions or this warranty will be void.
6. Actual color may vary from what is pictured above and on other print materials due to the limitations of photographic processes.
7. We reserve the right to modify and improve the design of our fixtures without prior notice. We cannot guarantee to match existing installed fixtures for subsequent orders or replacements in regards to product appearance, CCT, or lumen output.

WARRANTY

Limited Warranty

This product has a five (5) year limited warranty from the date of shipment. This warranty does not include the additional accessories referenced in this specification sheet. Complete warranty details for fixtures and additional accessories are available at www.diodeled.com/limited-warranty/ within the Policies section. For warranty related questions please contact product support.

Consumer's Acknowledgment

Elemental LED, Inc. stands behind its products when they are used properly and according to our specifications. By purchasing our products, the purchaser agrees and acknowledges that lighting design, configuration and installation is a complex process, wherein seemingly minor factors or changes in layout and infield adjustments can have a significant impact on an entire system. Choosing the correct components is essential. Elemental LED is able to work with the original purchaser to make an appropriate product selection to the extent of the limited information that the customer can provide, but it is virtually impossible for Elemental LED to design a system that foresees every unknown factor. For this reason, this Warranty does not cover problems caused by improper design, configuration or installation issues. Any statement from an Elemental LED employee or agent regarding a customer's bill of goods and/or purchase order is NOT an acknowledgment that the products purchased are designed and configured correctly. The purchaser agrees and acknowledges that it is the customer's responsibility to adhere strictly to all information contained in the Product Specification Sheets.

There is often more than one way to design, configure and layout an LED lighting application properly to achieve the same lighting effect. Elemental LED strongly recommends that licensed professionals be used in the design and installation of lighting systems that include Elemental LED products. The specifications include important information that a designer and installer should carefully review and strictly follow. Qualified designers and certified and/or licensed installers, with access to the final installation environment, customer goals, and Elemental LED product specifications can make the requisite decisions appropriate for a successful finished lighting application.



© 2019 Elemental LED, Inc. All rights reserved.
Specifications are subject to change without notice.

Toll Free: 877.817.6028 | Fax: 415.592.1596 | www.DiodeLED.com | info@DiodeLED.com